



## MF72-SCN8D-9 NTC Power Thermistor $\Phi 9\text{mm}$ 110 $\mu\text{F}$ For Switch Mode Power Supply

### Basic Information

- Place of Origin: Shenzhen, Guangdong, China
- Brand Name: SOCAY
- Certification: UL, REACH, RoHS, ISO
- Model Number: MF72-SCN8D-9
- Minimum Order Quantity: 1000PCS / 500PCS
- Price: Negotiable
- Delivery Time: 5-8 work days



### Product Specification

- Product Name: NTC Thermistor
- Package Type:  $\Phi 9\text{mm}$
- R25:  $8\Omega$
- I<sub>max</sub>: 2A
- Resistance Under Load: 400m $\Omega$
- $\delta$ : 11mW/
- $\tau$ : 32 Secs.
- C: 110 $\mu\text{F}$
- Storage Temperature Range: -10 To +40
- Highlight: 9mm NTC Power Thermistor,  
NTC Power Thermistor 110 $\mu\text{F}$ , NTC 8D-9



## Product Description

High Power Rating MF72-SCN8D-9 Power Thermistor  $\Phi 9\text{mm}$  NTC Thermistor for Switch Mode Power Supply

**DATASHEET:** [MF72-SCN8D-9\\_v2105.1.pdf](#)


Part Number	Resistance at 25 $\pm 20\%$	Max. Permissible Working Current	Resistance under Load (m $\Omega$ )	Dissipation Factor	Thermal Time Constant	Maximum permissible capacitance @240Vac
	R <sub>25</sub> ( $\Omega$ )	I <sub>max</sub> (A)	(m $\Omega$ )	$\delta$ (mW/ )	$\tau$ (Sec.)	C(uF)
MF72-SCN8D-9	8	2	400	11	32	110

### About NTC

NTC is the abbreviation of Negative Temperature Coefficient, which means negative temperature coefficient. It generally refers to semiconductor materials or components with a large negative temperature coefficient. Usually, the NTC we refer to refers to a negative temperature coefficient thermistor, or NTC thermistor for short. Also known as a negative temperature coefficient thermistor, it is a type of sensor resistor whose resistance value decreases as the temperature increases.

The NTC thermistor is a very simple temperature sensor that is very common in consumer electronics. NTC thermistor is a typical temperature-sensitive semiconductor resistor, and its resistance value decreases step by step as the temperature increases.

NTC thermistors are made of metal oxides such as manganese, cobalt, nickel, and copper as the main materials, and are manufactured using ceramic processes. These metal oxide materials have semiconductor properties because they are completely similar to germanium, silicon, etc. in conductive methods. Semiconductor materials. When the temperature is low, the number of carriers (electrons and holes) of these oxide materials is small, so the resistance value is high; as the temperature increases, the number of carriers increases, so the resistance value decreases.



### Features:

RoHS & Halogen Free (HF) compliant  
 Body size:  $\Phi 9\text{mm}$   
 Radial lead resin coated  
 High power rating  
 Wide resistance range  
 Cost effective  
 Operating temperature range:  $-40\sim+200$   
 Agency recognition: UL /cUL/RoHS

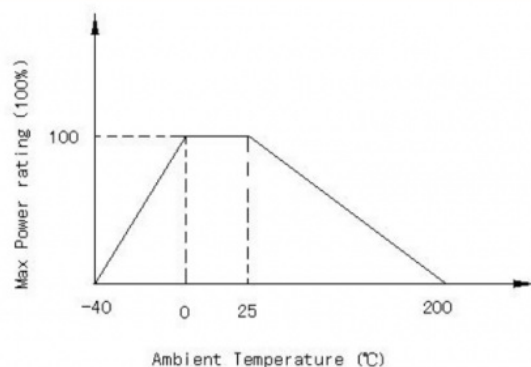
# Part Number Code

MF72    SCN    8D    -    9

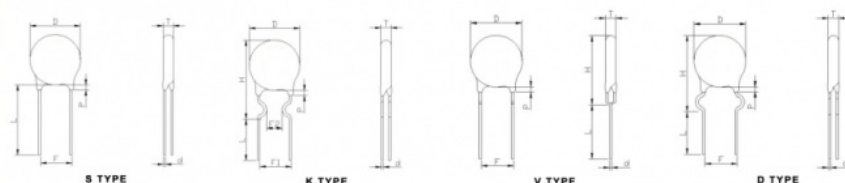
(1)    (2)    (3)    (4)

- (1) MF72: MF72 Series.
- (2) SCN: Socay NTC.
- (3) 8D: Zero Power Resistance at 25℃(R<sub>25</sub>):8=8Ω.
- (4) Body Size: 9=Φ9mm.

## Maximum Power Rating (Pmax)



## Structure and Dimensions (Unit: mm)



D max	T max	P max	F	H	L short/L long	d	Type
10.5	5.5	3.0	7.5±0.5	--	7±1/20±1	0.75	S
10.5	5.5	3.0	7.5±0.5	16.5±1	4±1/20±1	0.75	K/V/D

Note: Length of Pin (L) can be customized.

Part Number	Type of L	Quantity (pcs/bag)
MF72-SCN8D-9	L <sub>short</sub>	1000
	L <sub>long</sub>	500

Item	Test conditions / Methods	Test Result
<b>Tensile Strength of Terminals</b>	Fasten body with a Load Applied to each lead 3.0Kg for 1sec.	No break out and damage
<b>Bending Strength of Terminals</b>	Fixed body hand 1.0kg on one terminal bend 90 then back again oppsite.	No break out and damage
<b>Solder Ability</b>	When the Lead wire was dipped into bath of 235 ± 5 for 3 seconds after immersion in 25% rosin flux the solder ability ratio of lead wire surface should more than 95%.	More than 95% solder ability
<b>Temp. Cycle Test</b>	(-40 × → +25 × 3min) × 5Cycles (-85 × → +25 × 3min) × 5Cycles	ΔR/R  ≤ ±20 %
<b>Humidity Test</b>	45 95%RH×1000 hours	ΔR/R  ≤ ±20 %
<b>Load Life</b>	6 AMP×1000 hours	ΔR/R  ≤ ±20 %
<b>Insulation Test</b>	DC 700V	R≥500MΩ

## Thermister NTC Selection methods and Applications

### I. Selection methods

Zero power resistance based on maximum operating ambient temperature.

The maximum steady-state current at the maximum ambient temperature is greater than the customer's maximum long-term operating current, with a margin.

## II.Applications

Switching power supplies, adapters, PD fast chargers, electronic motors, etc.

### About SOCAY

we are manufacturer and supplier of NTC ,DIODES ect passive components more than 20 years from China .if you have any request please contact us freely .



**Shenzhen Socay Electronics Co., Ltd.**



+8618126201429



sylvia@socay.com



socaydiode.com

4/F, Block C, HeHengXing Science & Technology Park, 19 MinQing Road, LongHua District, Shenzhen City,  
GuangDong Province, China